


ENVIRONMENTAL PRODUCT DECLARATION

IN ACCORDANCE WITH EN 15804+A2 & ISO 14025 / ISO 21930

ECO PLUS
KOLOS CEMENT LTD

An EPD should provide current information and may be updated if conditions change. The stated validity is therefore subject to the continued registration and publication at www.environdec.com

Programme: The International EPD® System: www.environdec.com	Programme operator: EPD International AB	EPD registration number: S-P-05843	Verification date: 2022-04-06	Publication date: 2022-04-13	Valid until date: 2027-04-12	Revision date: 2022-06-10	Geographical Scope: Mauritius
---	--	---	-------------------------------------	------------------------------------	------------------------------------	------------------------------	-------------------------------------



GENERAL INFORMATION

MANUFACTURER INFORMATION

Manufacturer	Kolos Cement Ltd
Address	Mer Rouge, Port Louis
Contact details	rishta.rajiah@koloscement.com
Website	https://www.koloscement.com/

PRODUCT IDENTIFICATION

Product name	Eco Plus
Additional label(s)	Portland Composite Cement
Product number / reference	CEM II/B-M (LL-Z) 32.5 N-TU
Place(s) of production	Mauritius
CPC code	3744 - Portland cement, aluminous cement, slag cement and similar hydraulic cements, except in the form of clinkers

The International EPD System

EPDs within the same product category but from different programmes may not be comparable.

EPD INFORMATION

The EPD owner has the sole ownership, liability, and responsibility for the EPD. Construction products EPDs may not be comparable if they do not comply with EN 15804 and if they are not compared in a building context.

EPD program operator	The International EPD System
EPD standards	This EPD is in accordance with EN 15804+A2 and ISO 14025 standards.
Product category rules	The CEN standard EN 15804 serves as the core PCR. In addition, the Int'l EPD System PCR 2019:14 Construction products, version 1.11 (05.02.2021) is used.
EPD author	Tony Lee Luen Len- Ecosis (Mtius) Ltd
EPD verification	Independent verification of this EPD and data, according to ISO 14025: <input type="checkbox"/> Internal certification <input checked="" type="checkbox"/> External verification
Verification date	Started on 2022-04-06
EPD verifier	Silvia Vilčeková, Silcert S.r.o.
EPD number	S-P-05843
ECO Platform nr.	-
Revision date	2022-06-10
Publishing date	2022-04-13
EPD valid until	2027-04-12

PRODUCT INFORMATION

PRODUCT DESCRIPTION

The cement Kolos Eco Plus CEM II/B-M (LL-Z) 32.5 N-TU is a Portland Composite cement which constitutes 65-79% clinker, 21-35% main constituents and 0-5% minor additional constituents. The cement complies with the Mauritian Standard MS 36-3.

PRODUCT APPLICATION

The product is used in all types of building works such as general masonry, ceilings, screeds, walls, and other facades plastering, floor tiling, walls structuring and mounting, concrete preparation for reinforced on non-reinforced elevations and frequent structural works. It is also used for road works such as soil stabilisation and preparation of gravel cement.

TECHNICAL AND MECHANICAL SPECIFICATIONS

Compressive Strength (MPa) (EN 196-1)	Requirement
7 days	≥16
28 days	≥ 32.5 ≤ 52.5
Initial Setting Time (min) (EN 196-3)	≥ 75
Soundness (expansion) (mm) (EN 196-3)	≤10

PRODUCT STANDARDS

MS 36-3

CHEMICAL L PROPERTIES OF THE PRODUCT

Sulfate Content (SO ₃) (%) (EN 196-2)
≤ 3.5
Chloride Content (%) (EN 196 -2)
≤0.1

ADDITIONAL TECHNICAL INFORMATION

Further information can be found at <https://www.koloscement.com/>.

PRODUCT RAW MATERIAL COMPOSITION

Product and Packaging Material	Share (%)	Weight , kg	Post-consumer %	Renewable %
Cement production (clinker)	65-79	650-790	-	-
Secondary constituents	21-35	210-350	-	-
Kraft paper,	<1	3.44		100
Packaging film	<1	0.3		-
Flat timber pallet, packaging	<1	15		100

SUBSTANCES, REACH - VERY HIGH CONCERN

The product does not contain any REACH SVHC substances in amounts greater than 0,1 % (1000 ppm).

PRODUCT LIFE-CYCLE

MANUFACTURING AND PACKAGING (A1-A3)

This raw material is processed in Indonesia.

The cement is imported by sea freight and delivered to the industry located in the port area. It is transferred from the ship to the sheds via the Kovako Ship Unloader.

The cement is loaded into the hopper, using front end loaders and the cement is transferred via air slide through extraction to the plant and applicable constituents are added. The plant has 2 packing lines that pack the cement into bags. The cement bags are transported via the conveyor to the palletising line.

Once palletised, the products go through the hooding line. Finally, the products are transferred to the storage area using forklifts.

The plant is equipped with a Dedusting System to remove dust.

TRANSPORT AND INSTALLATION (A4-A5)

Transportation impacts occurred from final products delivery to construction site (A4) cover fuel direct exhaust emissions, environmental impacts of fuel production, as well as related infrastructure emissions.

Installation resources are assumed to be negligible for cement as it is not installed individually but instead as a component of a

concrete-based product, such as masonry block, concrete slab, or other structural elements.

Installation waste from packaging has been considered, along with the balancing of biogenic carbon from pallets and packaging paper.

PRODUCT USE AND MAINTENANCE (B1-B7)

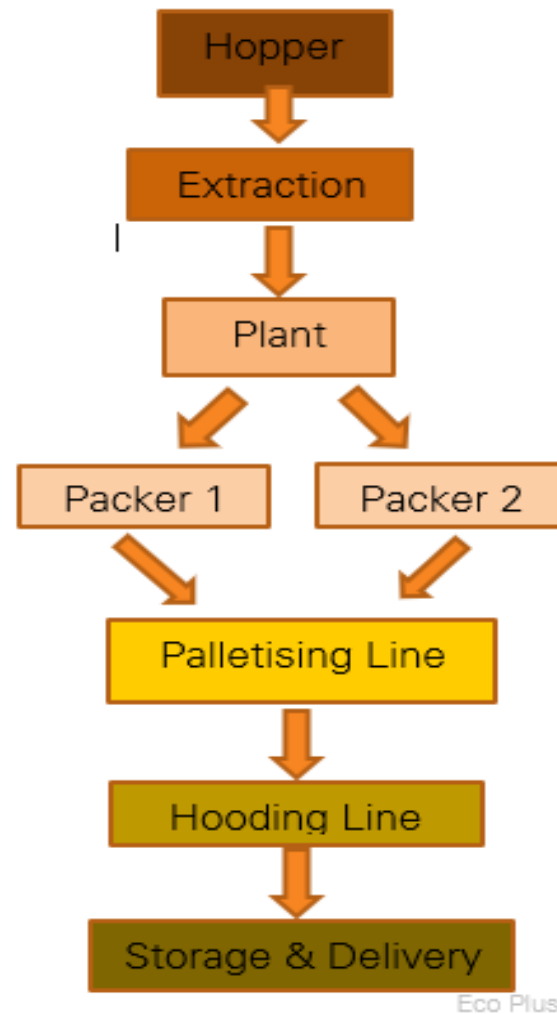
This EPD does not cover the use phase.

Air, soil, and water impacts during the use phase have not been studied.

PRODUCT END OF LIFE (C1-C4, D)

The end-of-life phase (modules C1-C4, and D) is excluded as per EN 15804+A2 exclusion criteria for products that become chemically bonded and inseparable from other products.

MANUFACTURING PROCESS



LIFE-CYCLE ASSESSMENT

LIFE-CYCLE ASSESSMENT INFORMATION

Period for data 2020

DECLARED AND FUNCTIONAL UNIT

Declared unit 1 tonne

Mass per declared unit 1000 kg

BIOGENIC CARBON CONTENT

Product's biogenic carbon content at the factory gate

Biogenic carbon content in product, kg C -

Biogenic carbon content in packaging, kg C 8.0313

SYSTEM BOUNDARY

The type of scope of this study is cradle to gate with options and covers impacts of raw materials' production, their transportation to the production plant, manufacturing process and also it covers assembly stage (A4-A5- transport and installation on site).

Product stage			Assembly stage		Use stage								End of life stage				Beyond the system boundaries		
A1	A2	A3	A4	A5	B1	B2	B3	B4	B5	B6	B7	C1	C2	C3	C4	D	D	D	
x	x	x	x	x	MNR	MNR	MNR	MNR	MNR	MNR	MNR	MNR	MNR	MNR	MNR	MNR	MNR	MNR	
Geography, by two-letter ISO country code or regions. The International EPD System only.																			
ID/MU/AE	ID/MU/AE	ID/MU/AE	MU	MU	-	-	-	-	-	-	-	-	-	-	-	-	-	-	
Raw materials	Transport	Manufacturing	Transport	Assembly	Use	Maintenance	Repair	Replacement	Refurbishment	Operational energy use	Operational water use	Deconstr./demol.	Transport	Waste processing	Disposal	Reuse	Recovery	Recycling	

Modules not declared = MND. Modules not relevant = MNR.

CUT-OFF CRITERIA

The study does not exclude any modules or processes which are stated mandatory in the EN 15804:2012+A2:2019 and the applied PCR. The study does not exclude any hazardous materials or substances.

The study includes all major raw material and energy consumption. All inputs and outputs of the unit processes, for which data is available for, are included in the calculation. There is no neglected unit process more than 1% of total mass or energy flows. The module specific total neglected input and output flows also do not exceed 5% of energy usage or mass.

The life cycle analysis includes all industrial processes from raw material acquisition to production, distribution, and end-of-life stages.

For easier modelling and because of lack of accuracy in available modelling resources, some constituents under 0,1% of product mass are excluded. These include some cement constituents (some secondary fuels, trace metals and mineral constituents) which are all present in the product only in very small amounts and have no serious impact on the emissions of the product.

The production of capital equipment, construction activities, and infrastructure, maintenance and operation of capital equipment, personnel-related activities, energy, and water use related to company management and sales activities are excluded.

ALLOCATION, ESTIMATES AND ASSUMPTIONS

Allocation is required if some material, energy, and waste data cannot be measured separately for the product under investigation.

In this study, as per EN 15804, allocation is conducted in the following order.

1. Allocation should be avoided.
2. Allocation should be based on physical properties (e.g., mass, volume) when the difference in revenue is small.
3. Allocation should be based on economic values.

Allocation was done for the following inputs:

- 1) Energy
- 2) Diesel

In this study, allocation could not be avoided for ancillary material, energy consumption and waste production as the information was

only measured on factory or production process level. The inputs were allocated to study product based on annual production volume (mass). There was no need to allocate for raw material data as the percentage per declared unit was taken directly from the product's technical data sheet (TDS). As a deviation from this, production loss was added to the values by including the allocated product-related waste into the raw material inputs.

The values for 1 tonne of cement are calculated by considering the total annual production. In the factory, several kinds of cement are produced; since the production processes of these products are similar, the annual production percentages are taken into consideration for allocation. As the processes for all products produced at the factory are very similar regardless of the products formulation, ancillary materials, energy consumption, and waste streams are assumed to be the same for all types of products.

Allocation used in generic environmental data sources follow the requirements of the EN 15804 standard. Allocation method 'allocation, cut-off by classification' has been used for ecoinvent 3.6 data, which complies with EN 15804.

AVERAGES AND VARIABILITY

The International EPD System additional data requirements

Data specificity and GWP-GHG variability for GWP-GHG for A1-A3.

Supply-chain specific data for GWP-GHG	> 80%
Variation in GWP-GHG between products	- %
Variation in GWP-GHG between sites	- %

ENVIRONMENTAL IMPACT DATA

Note: additional environmental impact data may be presented in annexes.

CORE ENVIRONMENTAL IMPACT INDICATORS – EN 15804+A2, PEF

Impact category	Unit	A1	A2	A3	A1-A3	A4	A5	B1	B2	B3	B4	B5	B6	B7	C1	C2	C3	C4	D
GWP – total	kg CO ₂ e	6,79E2	3,61E1	7,92E0	7,23E2	4,59E0	8,51E0	MND	MND	MND	MND	MND	MND	MND	MNR	MNR	MNR	MNR	MNR
GWP – fossil	kg CO ₂ e	6,74E2	3,61E1	2,1E1	7,31E2	4,63E0	1,8E-1	MND	MND	MND	MND	MND	MND	MND	MNR	MNR	MNR	MNR	MNR
GWP – biogenic	kg CO ₂ e	5,42E0	-1,72E-2	-1,32E1	-7,76E0	3,36E-3	8,33E0	MND	MND	MND	MND	MND	MND	MND	MNR	MNR	MNR	MNR	MNR
GWP – LULUC	kg CO ₂ e	1,52E-1	2,98E-2	4,06E-2	2,22E-1	1,39E-3	1,35E-4	MND	MND	MND	MND	MND	MND	MND	MNR	MNR	MNR	MNR	MNR
Ozone depletion pot.	kg CFC ₁₁ e	2,2E-5	7,12E-6	2,08E-6	3,12E-5	1,09E-6	3,83E-8	MND	MND	MND	MND	MND	MND	MND	MNR	MNR	MNR	MNR	MNR
Acidification potential	mol H ⁺ e	1,93E0	1,02E0	1,29E-1	3,08E0	1,94E-2	1,58E-3	MND	MND	MND	MND	MND	MND	MND	MNR	MNR	MNR	MNR	MNR
EP-freshwater ²⁾	kg Pe	1,04E-2	2,19E-4	9,88E-4	1,16E-2	3,77E-5	3,8E-6	MND	MND	MND	MND	MND	MND	MND	MNR	MNR	MNR	MNR	MNR
EP-marine	kg Ne	5,51E-1	2,31E-1	2,9E-2	8,11E-1	5,86E-3	6,17E-3	MND	MND	MND	MND	MND	MND	MND	MNR	MNR	MNR	MNR	MNR
EP-terrestrial	mol Ne	6,42E0	2,58E0	3,08E-1	9,3E0	6,47E-2	4,53E-3	MND	MND	MND	MND	MND	MND	MND	MNR	MNR	MNR	MNR	MNR
POCP (“smog”)	kg NMVOCe	1,59E0	6,8E-1	8,62E-2	2,36E0	2,08E-2	3,21E-3	MND	MND	MND	MND	MND	MND	MND	MNR	MNR	MNR	MNR	MNR
ADP-minerals & metals	kg Sbe	4,98E-2	3,48E-4	7,12E-4	5,09E-2	7,9E-5	2,6E-6	MND	MND	MND	MND	MND	MND	MND	MNR	MNR	MNR	MNR	MNR
ADP-fossil resources	MJ	3,19E3	4,62E2	2,16E2	3,87E3	7,2E1	3,08E0	MND	MND	MND	MND	MND	MND	MND	MNR	MNR	MNR	MNR	MNR
Water use ³⁾	m ³ e depr.	5,85E1	1,29E0	1,07E1	7,05E1	2,68E-1	7,74E-2	MND	MND	MND	MND	MND	MND	MND	MNR	MNR	MNR	MNR	MNR

1) GWP = Global Warming Potential; EP = Eutrophication potential; POCP = Photochemical ozone formation; ADP = Abiotic depletion potential. 2) EN 15804+A2 disclaimer for Abiotic depletion and Water use and optional indicators except Particulate matter and Ionizing radiation, human health. The results of these environmental impact indicators shall be used with care as the uncertainties on these results are high or as there is limited experienced with the indicator. 3) Required characterisation method and data are in kg P-eq. Multiply by 3,07 to get PO₄e.

USE OF NATURAL RESOURCES

Impact category	Unit	A1	A2	A3	A1-A3	A4	A5	B1	B2	B3	B4	B5	B6	B7	C1	C2	C3	C4	D
Renew. PER as energy	MJ	1,56E2	3,73E0	1,08E2	2,68E2	9,06E-1	9,07E-2	MND	MND	MND	MND	MND	MND	MND	MNR	MNR	MNR	MNR	MNR
Renew. PER as material	MJ	MNR	MNR	1,37E2	1,37E2	MNR	MNR	MND	MND	MND	MND	MND	MND	MND	MNR	MNR	MNR	MNR	MNR
Total use of renew. PER	MJ	1,56E2	3,73E0	2,45E2	4,05E2	9,06E-1	9,07E-2	MND	MND	MND	MND	MND	MND	MND	MNR	MNR	MNR	MNR	MNR
Non-re. PER as energy	MJ	3,19E3	4,62E2	2,01E2	3,85E3	7,2E1	3,08E0	MND	MND	MND	MND	MND	MND	MND	MNR	MNR	MNR	MNR	MNR
Non-re. PER as material	MJ	MNR	MNR	1,43E1	1,43E1	MNR	MNR	MND	MND	MND	MND	MND	MND	MND	MNR	MNR	MNR	MNR	MNR

Total use of non-re. PER	MJ	3,19E3	4,62E2	2,16E2	3,87E3	7,2E1	3,08E0	MND	MND	MND	MND	MND	MND	MND	MND	MNR	MNR	MNR	MNR	MNR
Secondary materials	kg	2,02E2	MNR	3,59E-2	2,02E2	MNR	MNR	MND	MND	MND	MND	MND	MND	MND	MND	MNR	MNR	MNR	MNR	MNR
Renew. secondary fuels	MJ	MNR	MNR	MNR	MNR	MNR	MNR	MND	MND	MND	MND	MND	MND	MND	MND	MNR	MNR	MNR	MNR	MNR
Non-ren. secondary fuels	MJ	MNR	MNR	MNR	MNR	MNR	MNR	MND	MND	MND	MND	MND	MND	MND	MND	MNR	MNR	MNR	MNR	MNR
Use of net fresh water	m³	2,22E0	5E-2	1,58E-1	2,43E0	1,5E-2	2,02E-3	MND	MND	MND	MND	MND	MND	MND	MND	MNR	MNR	MNR	MNR	MNR

6) PER = Primary energy resources

END OF LIFE – WASTE

Impact category	Unit	A1	A2	A3	A1-A3	A4	A5	B1	B2	B3	B4	B5	B6	B7	C1	C2	C3	C4	D
Hazardous waste	kg	1,3E1	6,76E-1	6,16E-1	1,43E1	7E-2	6,73E-3	MND	MND	MND	MND	MND	MND	MND	MNR	MNR	MNR	MNR	MNR
Non-hazardous waste	kg	4,46E2	1,11E1	1,6E1	4,73E2	7,74E0	6,01E0	MND	MND	MND	MND	MND	MND	MND	MNR	MNR	MNR	MNR	MNR
Radioactive waste	kg	1,07E-2	3,18E-3	9,65E-4	1,48E-2	4,94E-4	1,79E-5	MND	MND	MND	MND	MND	MND	MND	MNR	MNR	MNR	MNR	MNR

END OF LIFE – OUTPUT FLOWS

Impact category	Unit	A1	A2	A3	A1-A3	A4	A5	B1	B2	B3	B4	B5	B6	B7	C1	C2	C3	C4	D
Components for re-use	kg	MNR	MNR	MNR	MNR	MNR	MNR	MND	MND	MND	MND	MND	MND	MND	MNR	MNR	MNR	MNR	MNR
Materials for recycling	kg	MNR	MNR	MNR	MNR	MNR	MNR	MND	MND	MND	MND	MND	MND	MND	MNR	MNR	MNR	MNR	MNR
Materials for energy rec	kg	MNR	MNR	MNR	MNR	MNR	MNR	MND	MND	MND	MND	MND	MND	MND	MNR	MNR	MNR	MNR	MNR
Exported energy	MJ	MNR	MNR	MNR	MNR	MNR	MNR	MND	MND	MND	MND	MND	MND	MND	MNR	MNR	MNR	MNR	MNR

ENVIRONMENTAL IMPACTS – GWP-GHG - THE INTERNATIONAL EPD SYSTEM

Impact category	Unit	A1	A2	A3	A1-A3	A4	A5	B1	B2	B3	B4	B5	B6	B7	C1	C2	C3	C4	D
GWP-GHG	kg CO ₂ e	6,74E2	3,61E1	2,1E1	7,31E2	4,63E0	1,8E-1	MND	MND	MND	MND	MND	MND	MND	MNR	MNR	MNR	MNR	MNR

8) This indicator includes all greenhouse gases excluding biogenic carbon dioxide uptake and emissions and biogenic carbon stored in the product as defined by IPCC AR 5 (IPCC 2013) This indicator is almost equal to the GWP indicator originally defined in EN 15804:2012+A1:2013.

SCENARIO DOCUMENTATION

Manufacturing energy scenario documentation

Scenario parameter	Value
Electricity data source and quality	Market for electricity, medium voltage (Reference product: electricity), Mauritius, Ecoinvent 3.6, year: 2019
Electricity CO ₂ e / kWh	0.85
District heating data source and quality	-
District heating CO ₂ e / kWh	-

DIFFERENCES VERSUS PREVIOUS VERSIONS

The following changes in the new version of the report are as follows:

The absolute indicative values have been replaced by a range of values in the following tables:

- 1) Mechanical characteristics
- 2) Chemical characteristics

In the manufacturing and packaging (A1-A3) section, the term "Kovaco" has been replaced by "Kovako".

BIBLIOGRAPHY

ISO 14025:2010 Environmental labels and declarations – Type III environmental declarations. Principles and procedures.

ISO 14040:2006 Environmental management. Life cycle assessment. Principles and frameworks.

ISO 14044:2006 Environmental management. Life cycle assessment. Requirements and guidelines.

Ecoinvent database v3.6 (2019) and One Click LCA database.

EN 15804:2012+A2:2019 Sustainability in construction works – Environmental product declarations – Core rules for the product category of construction products.

Eco Plus LCA background report 15.02.2022


PCR 2019:14-c-PCR-001 Cement and building lime (EN 16908)
Published by the International EPD System 2019-12-20

ABOUT THE MANUFACTURER

Kolos came to life two decades ago, when some Mauritian entrepreneurs decided to build and operate a second cement import terminal in the country which, at that time was mainly dominated by an international brand. Today, thanks to a passionate, innovative and committed team, Kolos supplies cement to most of the large and medium construction companies as well as to a multitude mix sized hardware stores scattered over the island.

EPD AUTHOR AND CONTRIBUTORS

Manufacturer	Kolos Cement Ltd
EPD author	Tony Lee Luen Len - Ecosis (Mtius) Ltd
EPD verifier	Silvia Vilčeková, Silcert S.r.o.
EPD program operator	The International EPD System
Background data	This EPD is based on Ecoinvent 3.6 (cut-off) and One Click LCA databases.
LCA software	The LCA and EPD have been created using One Click LCA Pre-Verified EPD Generator for Cementitious Products



VERIFICATION STATEMENT

VERIFICATION PROCESS FOR THIS EPD

This EPD has been verified in accordance with ISO 14025 by an independent, third-party verifier by reviewing results, documents and compliancy with EN 15804, ISO 14025 and ISO 14040/14044, following the process and checklists of the program operator for:

- This Environmental Product Declaration
- The Life-Cycle Assessment used in this EPD
- The background report (project report) for this EPD

Why does verification transparency matter? [Read more online.](#)

VERIFICATION OVERVIEW

Following independent third party has verified this specific EPD:

EPD verification information	Answer
Independent EPD verifier	Silvia Vilčeková, Silcert S.r.o.
EPD verification started on	2022-03-22
EPD verification completed on	2022-04-06
Supply-chain specific data %	> 80%
Approver of the EPD verifier	The International EPD System

Author & tool verification	Answer
EPD author	Tony Lee Luen Len – Ecosis (Mtius) Ltd
EPD author training completion	2021-04-16
EPD Generator module	Cementitious Products
Independent software verifier	Ugo Pretato, Studio Fieschi & soci Srl.
Software verification date	2021-05-11

THIRD-PARTY VERIFICATION STATEMENT

I hereby confirm that, following detailed examination, I have not established any relevant deviations by the studied Environmental Product Declaration (EPD), its LCA and project report, in terms of

- the data collected and used in the LCA calculations,
- the way the LCA-based calculations have been carried out,
- the presentation of environmental data in the EPD, and
- other additional environmental information, as present

with respect to the procedural and methodological requirements in ISO 14025:2010 and EN 15804:2012+A2:2019.

I confirm that the company-specific data has been examined as regards plausibility and consistency; the declaration owner is responsible for its factual integrity and legal compliance.

I confirm that I have sufficient knowledge and experience of construction products, this specific product category, the construction industry, relevant standards, and the geographical area of the EPD to carry out this verification.

I confirm my independence in my role as verifier; I have not been involved in the execution of the LCA or in the development of the declaration and have no conflicts of interest regarding this verification.



Verifier: Silvia Vilčeková, Silcert S.r.o.

VERIFICATION AND REGISTRATION (ENVIRONDEC)

ISO standard ISO 21930 and CEN standard EN 15804 serves as the core Product Category Rules (PCR)	
PCR	PCR 2019:14 Construction products, version 1.11
PCR review was conducted by:	The Technical Committee of the International EPD® System. See www.environdec.com/TC for a list of members. Review chair: Claudia A. Peña, University of Concepción, Chile. The review panel may be contacted via the Secretariat www.environdec.com/contact .
Independent third-party verification of the declaration and data, according to ISO 14025:2006:	Independent verification of this EPD and data, according to ISO 14025: <input type="checkbox"/> Internal certification <input checked="" type="checkbox"/> External verification
Third party verifier	Silvia Vilčeková, Silcert S.r.o.
	Approved by: The International EPD® System Technical Committee, supported by the Secretariat
Procedure for follow-up during EPD validity involves third party verifier	<input type="checkbox"/> yes <input checked="" type="checkbox"/> no



THE INTERNATIONAL EPD® SYSTEM

EPD International AB, Box 210 60, SE-100 31 Stockholm, Sweden, E-mail: info@environdec.com

ANNEX 1 : ENVIRONMENTAL IMPACTS – EN 15804+A1, CML / ISO 21930

Impact category	Unit	A1	A2	A3	A1-A3	A4	A5	B1	B2	B3	B4	B5	B6	B7	C1	C2	C3	C4	D
Global Warming Pot.	kg CO ₂ e	6,67E2	3,58E1	2,08E1	7,24E2	4,59E0	4,01E0	MND	MND	MND	MND	MND	MND	MND	MNR	MNR	MNR	MNR	MNR
Ozone depletion Pot.	kg CFC-11e	1,78E-5	5,65E-6	1,69E-6	2,52E-5	8,65E-7	3,07E-8	MND	MND	MND	MND	MND	MND	MND	MNR	MNR	MNR	MNR	MNR
Acidification	kg SO ₂ e	1,21E0	8,19E-1	1,01E-1	2,13E0	9,42E-3	2,06E-3	MND	MND	MND	MND	MND	MND	MND	MNR	MNR	MNR	MNR	MNR
Eutrophication	kg PO ₄ ³ e	4,26E-1	8,56E-2	2,34E-2	5,35E-1	1,9E-3	1,57E-2	MND	MND	MND	MND	MND	MND	MND	MNR	MNR	MNR	MNR	MNR
POCP ("smog")	kg C ₂ H ₄ e	4,83E-2	2,29E-2	4,6E-3	7,58E-2	5,97E-4	1,2E-3	MND	MND	MND	MND	MND	MND	MND	MNR	MNR	MNR	MNR	MNR
ADP-elements	kg Sbe	4,98E-2	3,48E-4	7,12E-4	5,09E-2	7,9E-5	2,6E-6	MND	MND	MND	MND	MND	MND	MND	MNR	MNR	MNR	MNR	MNR
ADP-fossil	MJ	3,19E3	4,62E2	2,16E2	3,87E3	7,2E1	3,08E0	MND	MND	MND	MND	MND	MND	MND	MNR	MNR	MNR	MNR	MNR